



# CHERISHING THE PAST; EMBRACING THE FUTURE CITY OF RIVER OAKS, TEXAS

January 26th, 2024; Volume 4, Issue 4

Mayor  
Darren Houk

City Council

Mayor Pro-Tem  
Place 1  
John Claridge

Place 2  
Steve Holland

Place 3  
Leigh Ann Turner

Place 4  
Yolie Rodriguez

Place 5  
Brent Forester

City Officers  
City Manager  
Marvin Gregory

City Secretary  
Paula Luck

Fire Chief  
Clinton "Russell" Shelley

Police Chief  
Charles Stewart

Public Works Director  
Jeremy Bell

Event Center  
Co-Directors  
Shirley Bloomfield  
Shirley Wheat

Emergency Management  
Coordinator  
James Myrick

Website:  
[www.riveroakstx.com](http://www.riveroakstx.com)

Phone # 817-626-5421

Office Hours  
Monday - Thursday  
7:30 am to 5:30 pm  
Friday  
7:30 am - 11:30 am

## 75th Anniversary Logo Contest Winner!

Congratulations To Ryan Jill Fox For  
Being Chosen As The Winner Of The  
75th Anniversary City Of River Oaks  
Logo Contest!

This Winning Logo Will Be The Official  
Logo For The City Of River Oaks For The  
2024 Year Long Celebration.



PLEASE REPORT AFTER HOUR UTILITY EMERGENCIES BY CONTACTING  
THE POLICE DEPARTMENT DISPATCH AT 817-626-1991.

**NOTICE OF DEADLINE TO FILE AN APPLICATION FOR  
PLACE ON THE MAY 4, 2024 BALLOT  
(AVISO DE FECHA LÍMITE PARA PRESENTAR UNA SOLICITUD PARA UN  
LUGAR EN LA BOLETA DEL 4 DE MAYO DEL 2024)  
(THÔNG BÁO VỀ HẠN CHỐT NỘP ĐƠN  
XIN GHI DANH TRÊN LÁ PHIẾU NGÀY 4 THÁNG 5 NĂM 2024)**

Notice is hereby given that an application for a place on the City of River Oaks Regular Election ballot may be filed as indicated below:

*(Se da aviso por la presente que una solicitud para un lugar en la boleta de Elección Regular de La Ciudad de River Oaks puede ser presentada como se indica a continuación:)*

*(Chúng tôi xin thông báo quý vị có thể nộp đơn xin ghi danh trên lá phiếu của Cuộc bầu cử Thường lệ của City of River Oaks thế được nộp theo cách được nêu dưới đây:)*

**Filing Dates and Times:**

*(Fechas y Horario para Entregar Solicitudes)*

*(Ngày và Giờ Nộp đơn)*

**Start Date:** Wednesday, January 17, 2024

**End Date:** Friday, February 16, 2024

**Comenzando:** Miércoles, 17 de Enero del 2024

**Terminando:** Viernes 16 de Febrero del 2024

*(Fecha Inicio)*

*(Fecha Límite)*

**Ngày Bắt Đầu:** Thứ Tư, ngày 17/1/2024

**Ngày Kết Thúc:** Thứ Sáu, ngày 16/2/2024

*(Ngày Bắt Đầu)*

*(Ngày Kết Thúc)*

**Office Hours:** 7:30 a.m. – 5:30 p.m. (Monday – Thursday) / 7:30 a.m. - 11:30 a.m. (Friday)

7:30 a.m. - 5:00 p.m. (Friday, February 16, 2024)

*(Horario de la Oficina):* 7:30 a.m. - 5:30 p.m. (Lunes - Jueves) / 7:30 a.m. - 11:30 a.m. (Viernes) / 7:30 a.m. - 5:00 p.m. (Viernes 16 de Febrero del 2024)

*(Giờ làm việc):* 7:30 giờ sáng - 5:30 giờ chiều (Thứ hai - thứ năm) / 7:30 giờ sáng - 11:30 giờ sáng (Thứ Sáu) / 7:30 giờ sáng - 5:00 giờ chiều (Thứ Sáu, ngày 16/2/2024)

Physical address for filing an application in person for place on the ballot:

*(Dirección física para presentar una solicitud en persona para un lugar en la boleta)*

*(Địa chỉ chính thức để nộp đơn xin ghi danh trên lá phiếu trực tiếp)*

**4900 River Oaks Blvd., River Oaks, Texas 76114**

Address to mail an application for place on the ballot (if filing by mail):

*(Dirección a donde enviar una solicitud para un lugar en la boleta (en caso de presentar por correo)*

*(Địa chỉ nộp đơn xin ghi danh trên lá phiếu qua thư (nếu gửi bằng thư))*

**4900 River Oaks Blvd., River Oaks, Texas 76114**

Email or Fax Number to send an application for place on the ballot; If a filing fee is submitted, the application may not be faxed or emailed

*(Dirección de correo electrónico o número de fax para enviar una solicitud para un lugar en la boleta);*

*(Si un pago de inscripción es presentada, la solicitud no puede ser enviada por correo electrónico o fax.)*

*(Email hoặc Số Fax để gửi đơn đăng ký có tên trên lá phiếu; Nếu đã nộp lệ phí nộp đơn, đơn đăng ký sẽ không được gửi qua fax hoặc email)*

Email (Dirección de correo Electrónico) (e-mail): [pluck@riveroakstx.com](mailto:pluck@riveroakstx.com)

Fax Number (Número de fax) (Số fax): 817-625-2790



Signature of Filing Officer

*(Nombre en letra de molde del Oficial de Archivos)*

*(Chữ ký của Nhân viên Tiếp nhận đơn)*

Paula Luck

Printed Name of Filing Officer

*(Firma del Oficial de Archivos)*


*(Tên viết hoa của Nhân viên Tiếp nhận đơn)*

December 18, 2023 (18 de Diciembre de 2023) (Ngày 16 tháng 12 năm 2023)


Date Posted

*(Fecha archivada)*


*(Ngày đăng)*



## STORM WATER DRAINAGE FEE INCREASE



As recommended by the Storm Water Task Force due to increased maintenance costs, the City Council, on November 28th 2023, adopted Ordinance # 1392-2023. This is the first time since 2017 that the storm water drainage fees have increased. Fees have increased from \$6 to \$7 for residential properties and from \$0.00266 to \$0.00310 of impervious area for non-residential customers with the February 2024 utility bill to coincide with the January 2024 billing cycle.





# WHAT YOU NEED TO KNOW TO FLY YOUR DRONE AROUND NAS JRB FORT WORTH

The Naval Air Station Joint Reserve Base Fort Worth (NAS JRB Fort Worth) currently tracks an increasing number of unauthorized drone operations per month in the Class D airspace surrounding the base. These unauthorized flights present a significant danger to manned aircraft, especially those with only one engine. Many flights taking off and landing at the base are single-engine F-16s, F-35s or training aircraft, and military planes have already had to maneuver twice to avoid close contact with a drone.

## 1. TESTING AND CERTIFICATION

All recreational and commercial drone operators must pass a free, online knowledge and safety test called The Recreational UAS Safety Test (TRUST) before flying. This test can be taken as many times as needed until passed.

Commercial operators must also take an in-person exam at a Federal Aviation Administration (FAA) testing center. After passing this test, operators receive FAA Remote Pilot certification, which allows them to operate under the Part 107 regulations that govern commercial drone pilots.

## 2. REGISTRATION

A drone weighing more than 0.55 pounds must be registered with the FAA and display a current FAA registration on its body. To register your drone, create an account on the DroneZone website: [faadronezone-access.faa.gov](https://faadronezone-access.faa.gov). Operators must also carry proof of registration when flying.

## 3. AUTHORIZATION

Operators must have FAA authorization in order to fly in controlled airspace. Authorization to fly in the controlled airspace surrounding NAS JRB can only be obtained via the DroneZone website. Operators must also ensure they fly at or below the altitude limit indicated in the FAA authorization. These limits vary depending on the operator's location (see map below).

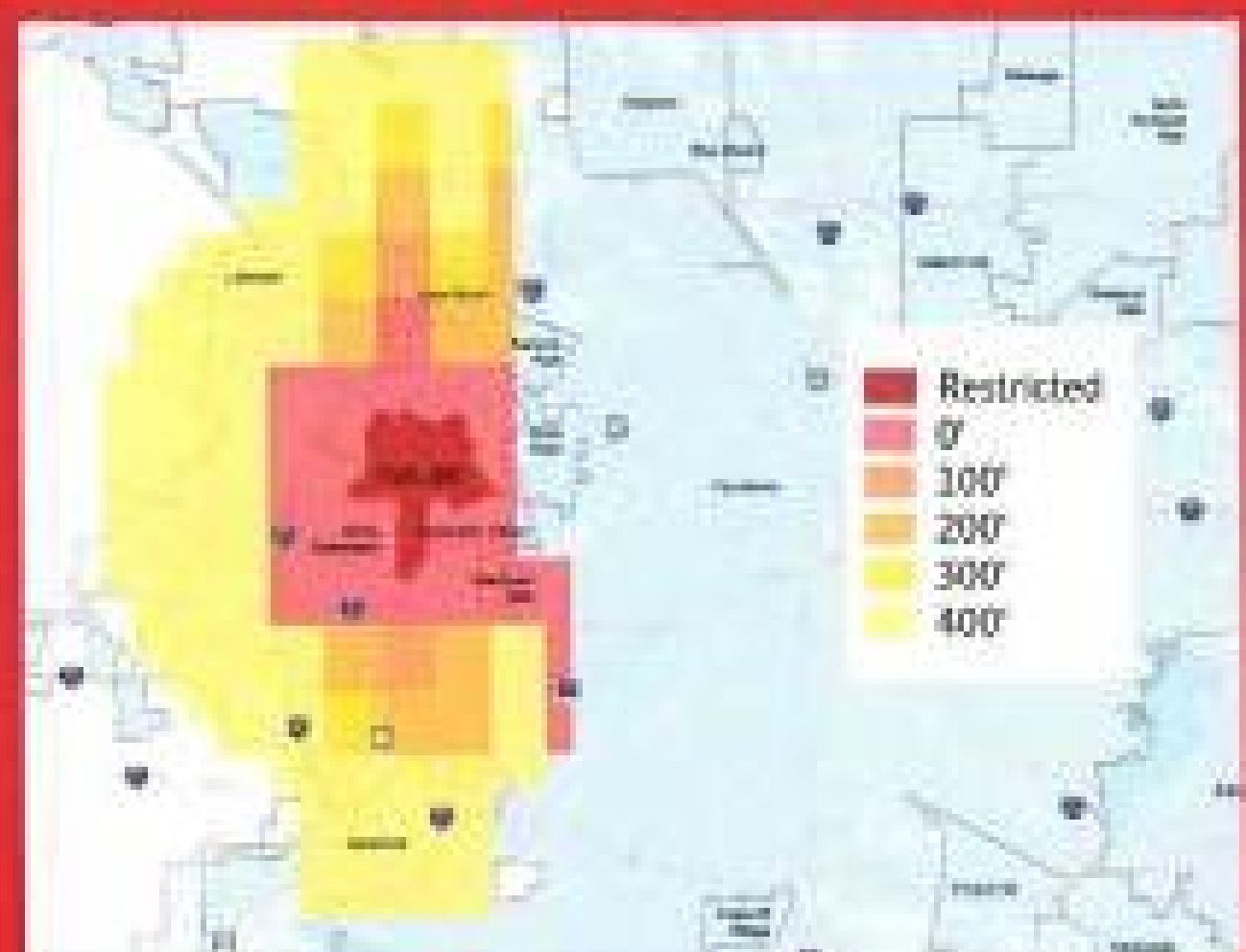


## AIRSPACE APPROVAL PROCESS FOR NAS JRB FORT WORTH

To fly a drone in NAS JRB Fort Worth's Class D Airspace, submit a manual request for airspace authorization via the FAA's DroneZone website.

Once approved, the operator will receive the "Certificate of Waiver or Authorization" via email. This document includes the following stipulations, along with contact information:

1. Operator must contact NAS JRB Fort Worth Base Operations one working day prior to schedule proposed operations.
2. Operator must contact NAS JRB Fort Worth Base Operations no less than 30 minutes prior to flight to receive permission from Air Traffic Control (ATC) to fly.
3. Operator must notify NAS JRB Fort Worth ATC/Base Operations immediately upon completion of flight operations.



UAS Altitude Limits Within NAS JRB Fort Worth Controlled Airspace

# FLIGHT PLANNING RESOURCE

Download the B4UFLY App to determine if it is safe to fly in a particular location. The app provides information about controlled airspace, special use airspace, critical infrastructure, airports, national parks, military training routes and temporary flight restrictions for the entire United States.



## REMOTE ID

Beginning March 16, 2024, all drone pilots required to register their UAS must operate in accordance with the Remote ID rule. Remote ID acts like a digital license plate, so the drone broadcasts its ID and location information in flight. Remote ID helps the FAA, law enforcement and other federal agencies locate the control station when a drone appears to be flying in an unsafe manner or in airspace where it is not allowed to fly.

There are three ways drone pilots can meet the requirements of Remote ID:

1. Operate a Remote ID drone manufactured with built-in Remote ID broadcast capabilities.
2. Operate a drone retrofitted with an aftermarket Remote ID broadcast module.
3. Operate a drone without Remote ID capabilities only in an FAA-recognized identification area (FRIA).

## FAA'S RULES FOR RECREATIONAL OPERATORS

Source: [https://www.faa.gov/uas/recreational\\_flyers](https://www.faa.gov/uas/recreational_flyers)

1. Fly only for recreational purposes (personal enjoyment).
2. Follow the safety guidelines of an FAA-recognized Community Based Organization (CBO).
3. Keep your drone within the visual line of sight or use a visual observer who is co-located (physically next to) and in direct communication with you.
4. Give way to and do not interfere with other aircraft.
5. Fly at or below FAA-authorized altitudes in controlled airspace (Class B, C, D, and surface Class E designated for an airport) only with prior FAA authorization by using LAANC or DroneZone.
6. Fly at or below 400 feet in Class G (uncontrolled) airspace.  
Note: Flying drones in restricted airspace is not allowed. Drone pilots should always check for airspace restrictions prior to flight on our B4UFLY app or the UAS Facility Maps webpage.
7. Take The Recreational UAS Safety Test (TRUST) and carry proof of test passage when flying.
8. Have a current FAA registration, mark your drones on the outside with the registration number, and carry proof of registration with you when flying.
9. Do not operate your drone in a manner that endangers the safety of the national airspace system.



## CODE ENFORCEMENT DIVISION

# DID YOU KNOW?

*It is a violation of City Ordinance when a person parks any vehicle at a place that is not a designated parking area.*

**YARD PARKING IS A VIOLATION  
PER DAY PER VEHICLE**



# YARD SALES

You may have 2 yard sales in a row, skip a week, then have 2 more for a total of 4 yard sales per year.

Yard sale permits are \$10 each. This allows you 1 permit sign and 2 directional signs.

You must have an active water account, in good standing, at the yard sale address.

You must also provide a valid United States-issued photo ID with the yard sale address on it.

## Yard Sale Applications Accepted

Monday - Thursday

7:30 AM to 5:30 PM

Friday

7:30 AM to 11:30 AM



PLEASE REPORT AFTER HOUR UTILITY EMERGENCIES BY CONTACTING THE POLICE DEPARTMENT DISPATCH AT 817-626-1991.



# January



Friday	Saturday	Sunday	Monday	Tuesday	Wednesday	Thursday
26	27	28	29	30	31	1
				Staff Meeting 9:00 AM		Parks Board Meeting 6:30 PM